


uPVC Window Casement 1



H \ W	600	700	800	900	1000	1100	1200	1300	1400	1500	1600
600	115	119	122	127.5	132	137.5	139	141.5	150	153	157
700	116.5	120.5	127.5	132	137.5	141.5	150	153	157	164	168
800	119	126	132	137.5	141.5	151.5	155.5	162.5	168	174	178
900	122	129	137.5	141.5	151.5	157	164	171	176.5	182	192
1000	126	132	140	150	155.5	164	171	178	188	195	202
1100	127.5	137.5	146	153	162.5	171	178	188	196	204.5	213
1200	129	139	150	158.5	168	176.5	188	196	204.5	213	224
1300	132	141.5	153	164	174	182	195	204.5	223	224	235.5
1400	187.5	146	157	168	178	192	202	690.5	493	734	776
1500	139	151.5	162.5	175	188	199	207.5	218.5	732.5	777	825
1600	140	155.5	165.5	178	195	204.5	218.5	224	774.5	825	910
1700	141.5	157	171	182	199	211.5	224	235.5	815	868	921.5
1800	146	162.5	175	192	204.5	218.5	235.5	242.5	860	916	972
1900	151.5	164	178	196	211.5	224	242.5	249.5	903	960.5	1021
2000	153	168	182	200.5	217	231	249.5	255	942.5	1007	1070
2100	155.5	174	189	206	223	242.5	255	266	988.5	1054.5	1120

Minimum size available 300mm (h) x 300mm (w)

6mm Toughened Glass Required as standard



uPVC Window
Casement 2



H \ W	600	700	800	900	1000	1100	1200	1300
600	150	153	157	162.5	168	174	176.5	181
700	153	158.5	165.5	171	176.5	182	193.5	196
800	157	165.5	174	178	188	196	202	207.5
900	162.5	171	178	189	199	204.5	213	223
1000	168	176.5	188	199	206	217	228.5	237
1100	174	182	196	204.5	217	228.5	241	249.5
1200	176.5	189	202	213	228.5	241	251	265
1300	181	196	207.5	223	237	249.5	265	277.5

Minimum size available 400mm (h) x 400mm (w)

uPVC Window
Casement 3 & 4



Casement 3




Casement 4

H \ W	600	700
600	164	167
700	167	171
800	169.5	176.5
900	174	182
1000	179.5	186.5
1100	183.5	190.5
1200	186.5	196
1300	135	202

Minimum size available 600mm (h) x 400mm (w)

uPVC Window
Casement 5 & 32



Casement 32



Casement 5

H \ W	600	700	800	900	1000	1100	1200	1300	1400	1500	1600
1200	164	175	188	200.5	211.5	223	235.5	247	256.5	272	280
1300	165.5	178	199	204.5	218.5	231	246.5	255	272	286	297
1400	168	182	199	211.5	224	242.5	253.5	269	286	297	314
1500	171	188	202	218.5	235.5	249.5	265	279	295.5	314	326.5
1600	174	192	206	224	242.5	255	274.5	291.5	305.5	323.5	340.5
1700	176.5	195	211.5	230	248	266	286	301	321	339	358.5
1800	178	199	218.5	237	255	274.5	293	315	333.5	353	370
1900	181	202	223	244	265	286	302.5	323.5	344.5	365.5	386.5
2000	182	204.5	228.5	249.5	272	293	315	337.5	358.5	378	400.5
2100	188	207.5	231	253.5	277.5	301	323.5	346	370	393.5	414.5

Minimum size available 1200mm (h) x 300mm (w)

uPVC Window
Casement 6



H \ W	600	700	800	900	1000	1100	1200	1300
800	206	211.5	218.5	223	228.5	231	241	244
900	211.5	218.5	224	231	241	244	249.5	255
1000	217	224	231	242.5	248	255	265	272
1100	220	230	242.5	249.5	256.5	269	277.5	287
1200	228.5	237	248	255	269	279	290	298.5
1300	231	244	253.5	266	279	291.5	301	315
1400	237	249.5	262	274.5	290	301	316.5	326.5
1500	242.5	253.5	272	286	298.5	315	326.5	342
1600	246.5	262	277.5	293	311	323.5	340.5	358.5
1700	249.5	269	286	301	319.5	337.5	356	370
1800	255	274.5	293	314	329	346	365.5	384
1900	262	279	298.5	321	339	360	378	400.5
2000	266	287	305.5	329	347.5	370	389.5	413
2100	272	293	316.5	339	360	382.5	405	426

Minimum size available 800mm (h) x 400mm (w)

uPVC Window Casement 7

H \ W	600	700	800	900	1000	1100	1200	1300
800	206	211.5	218.5	223	228.5	231	241	244
900	211.5	218.5	224	231	241	244	249.5	255
1000	217	224	231	242.5	248	255	265	272
1100	220	230	242.5	249.5	256.5	269	277.5	287
1200	228.5	237	248	255	269	279	290	298.5
1300	231	244	253.5	266	279	291.5	301	315
1400	237	249.5	262	274.5	290	301	316.5	326.5
1500	242.5	253.5	272	286	298.5	315	326.5	342
1600	246.5	262	277.5	293	311	323.5	340.5	358.5
1700	249.5	269	286	301	319.5	337.5	356	370
1800	255	274.5	293	314	329	346	365.5	384
1900	262	279	298.5	321	339	360	378	400.5
2000	266	287	305.5	329	347.5	370	389.5	413
2100	272	293	316.5	339	360	382.5	405	426

Minimum size available 800mm (h) x 400mm (w)



uPVC Window Casement 8




H \ W	600	700	800	900	1000	1100	1200	1300
900	244	248	253.5	262	266	273	279	286
1000	246.5	253.5	253.5	269	277.5	286	291.5	298.5
1100	249.5	256.5	269	277.5	287	295.5	302.5	315
1200	251	265	274.5	287	295.5	305.5	319.5	329
1300	255	269	280	293	305.5	319.5	333.5	342
1400	256.5	274.5	290	301	316.5	329	342	360
1500	265	279	295.5	314	323.5	340.5	358.5	371
1600	266	286	301	319.5	337.5	353	370	388
1700	272	290	311	326.5	344.5	364	384	402


Minimum size available 900mm (h) x 400mm (w)

uPVC Window
Casement 9 & 10

Minimum size available 800mm (h) x 400mm (w)



Casement 9



Casement 10

H \ W	600	700
800	213	224
900	217	230
1000	218.5	235.5
1100	223	237
1200	224	242.5
1300	228.5	246.5
1400	230	249.5
1500	235.5	251
1600	237	255
1700	241	262



uPVC Window
Casement 11 & 12



Casement 11



Casement 12

H \ W	600	700
1300	269	287
1400	273	291.5
1500	279	293
1600	286	297
1700	290	298.5

Minimum size available 1000mm (h) x 400mm (w)



Casement 13



Casement 14



Casement 16



Casement 17

uPVC Window
Casement 13


H \ W	900	1000	1100	1200	1300	1400	1500	1600	1700	1800	1900	2000	2100	2200	2300	2400	2500
600	223	228.5	235.5	238	242.5	249.5	253.5	260.5	266	272	274.5	279	286	290	293	301	308
700	225.5	232.5	238	246.5	251	260.5	266	273	279	286	291.5	298.5	308	314	319.5	328	333.5
800	228.5	238	246.5	251	262	272	277.5	286	293	301	311	319.5	329	335	342	356	360
900	164	172	241	262	272	279	290	298.5	309.5	319.5	329	339	351.5	358.5	368.5	378	386.5
1000	168	246.5	255	267.5	279	290	301	314	323.5	335	344.5	358.5	368.5	381	392	406	417.5
1100	238	248	262	274.5	287	298.5	314	329	339	353	364	378	392	405	417.5	431.5	444
1200	238	251	267.5	284.5	295.5	311	323.5	339	356	368.5	382.5	399	412	428.5	442.5	455	469
1300	241	255	273	287	308	321	337.5	356	368.5	384	400.5	417.5	435.5	448	466.5	483	496

Minimum size available 400mm (h) x 900mm (w)

uPVC Window
Casement 15



Casement 15L/R




H \ W	1300	1400	1500	1600	1700	1800	1900	2000	2100	2200	2300	2400	2500
600	273	277.5	286	290	293	297	302.5	311	315	319.5	323.5	329	335
700	286	291.5	297	302.5	314	319.5	323.5	329	337.5	342	347.5	358.5	364
800	297	302.5	315	321	329	337.5	344.5	353	360	268.5	375.5	384	389.5
900	311	319.5	326.5	337.5	344.5	356	365.5	375.5	384	393.5	402	412	420
1000	322	333.5	342	356	364	375.5	386.5	395	407.5	414.5	426	438.5	448
1100	335	344.5	360	370	382.5	393.5	407.5	417.5	428.5	441	451	466.5	477.5
1200	346	360	371	386.5	400.5	413	426	438.5	451	466.5	480.5	493	503
1300	360	371	388	402	417.5	431.5	448	461	475	491.5	503	521	535

uPVC Window
Casement 18




H \ W	1300	1400	1500	1600	1700	1800	1900	2000	2100	2200	2300	2400
900	249.5	256.5	266	274.5	280	291.5	297	305.5	315	322	329	339
1000	262	272	279	290	298.5	311	319.5	326.5	337.5	344.5	356	364
1100	273	286	295.5	302.5	316.5	323.5	337.5	346	358.5	368.5	378	388
1200	287	297	311	321	333.5	342	356	368.5	378	389.5	402	413
1300	297	311	322	337.5	346	363	375.5	388	400.5	413	426	438.5
1400	311	322	337.5	353	365.5	378	393.5	407.5	423	437	449.5	462
1500	321	337.5	353	365.5	382.5	399	413	426	444	459.5	475	491.5
1600	333.5	346	365.5	382.5	399	414.5	431.5	448	466.5	483	497	517
1700	342	363	378	399	414.5	435.5	449.5	468	486	503	522.5	540.5
1800	358.5	375.5	393.5	413	431.5	449.5	469	490	508.5	526.5	545	566
1900	368.5	388	410.5	426	448	468	490	508.5	529.5	547.5	570	589.5
2000	378	400.5	423	444	466.5	486	508.5	529.5	550.5	571.5	592.5	615
2100	389.5	413	437	459.5	483	503	526.5	547.5	571.5	594	617.5	641.5



uPVC Window
Casement 20

H \ W	1300	1400	1500	1600	1700	1800	1900	2000	2100	2200	2300	2400
900	360	368.5	377	384	393.5	402	412	420	428.5	437	447	545
1000	370	378	389.5	400.5	412	420	428.5	441	449.5	459.5	469	480.5
1100	382.5	393.5	405	414.5	426	438.5	449.5	461	472	484.5	496	505.5
1200	393.5	407.5	417.5	431.5	444	456.5	468	483	493	505.5	519.5	532
1300	405	417.5	431.5	448	461	475	490	501.5	517	529.5	542	559
1400	414.5	431.5	448	461	477.5	493	505.5	522.5	538	550.5	568.5	582.5
1500	428.5	447	461	477.5	493	508.5	526.5	542	560	574	589.5	610.5
1600	441	456.5	475	493	511	526.5	545	564.5	582.5	595	615	633
1700	451	469	490	508.5	526.5	545	564.5	584	605	619	641.5	659.5
1800	462	484.5	501.5	522.5	542	564.5	584	606.5	624.5	644	662.5	685
1900	475	496	519.5	539	563	582.5	605	624.5	644	666.5	687.5	710
2000	486	508.5	532	552	575.5	599.5	620.5	644	666.5	690.5	711.5	735
2100	497	522.5	545	570	592.5	617.5	641.5	665	687.5	711.5	735	760.5



uPVC Window
Casement 19

H \ W	1300	1400	1500	1600	1700	1800	1900	2000	2100	2200	2300	2400
900	277.5	286	293	298.5	311	316.5	323.5	333.5	340.5	346	358.5	364
1000	291.5	298.5	311	319.5	326.5	337.5	344.5	356	364	371	382.5	389.5
1100	301	315	322	335	342	356	364	375.5	386.5	395	407.5	414.5
1200	316.5	326.5	339	347.5	363	371	384	395	410.5	420	431.5	444
1300	326.5	340.5	353	365.5	378	389.5	405	417.5	431.5	444	456.5	469
1400	340.5	356	368.5	382.5	399	412	424.5	438.5	454	468	483	496
1500	353	368.5	384	399	413	428.5	447	461	477.5	491.5	505.5	522.5
1600	365.5	382.5	399	414.5	431.5	448	466.5	483	498.5	517	532	547.5
1700	377	395	413	431.5	449.5	468	486	503	522.5	539	559	574
1800	389.5	410.5	427	448	468	486	505.5	524	545	564.5	584	605
1900	402	423	444	462	484.5	503	524	545	566	588	610.5	630
2000	414.5	437	459.5	480.5	501.5	524	545	568.5	588	612	633	655.5
2100	426	449.5	472	497	521	542	566	588	612	636	659.5	683.5

uPVC Window
Casement 21



H \ W	1300	1400	1500	1600	1700	1800	1900	2000	2100	2200	2300	2400
900	410.5	413	420	424.5	431.5	437	444	448	454	459.5	466.5	469
1000	420	426	435.5	441	448	456.5	462	469	477.5	484.5	491.5	497
1100	431.5	438.5	448	456.5	466.5	475	484.5	491.5	498.5	508.5	519.5	526.5
1200	444	451	462	472	484.5	493	503	514	524	535	545	552
1300	451	466.5	477.5	490	498.5	511	522.5	538	546	560	570	582.5
1400	462	477.5	491.5	503	519.5	529.5	542	559	570	584	595	612
1500	475	491.5	503	521	535	547.5	564.5	581	592.5	610.5	620.5	637
1600	486	501.5	519.5	538	550.5	568.5	584	599.5	617.5	633	650	665
1700	497	517	532	547.5	568.5	587	606.5	620.5	641.5	659.5	678	696
1800	508.5	526.5	546	566	587	606.5	624.5	644	662.5	685	703	722.5
1900	519.5	540.5	563	582.5	605	624.5	644	665	687.5	708.5	729.5	748
2000	529.5	550.5	574	595	619	643	665	687.5	710	734	756	778.5
2100	540.5	566	588	613.5	637	661	686	708.5	734	757.5	781.5	808

uPVC Window
Casement 24, 25 & 27



Casement 24

Casement 25

Casement 27

H \ W	900	1000	1100	1200	1300	1400	1500	1600	1700	1800	1900
800	337.5	340.5	344.5	353	358.5	363	365.5	270	377	382.5	386.5
900	339	344.5	353	360	365.5	371	378	388	395	402	410.5
1000	340.5	347.5	360	368.5	377	386.5	395	405	413	423	431.5
1100	340.5	353	364	375.5	386.5	399	410.5	420	431.5	444	451
1200	342	358.5	370	384	395	410.5	423	437	449.5	461	475
1300	344.5	363	375.5	389.5	407.5	423	437	451	468	483	497

uPVC Window
Casement 22, 23 & 29



Casement 22


Casement 23

Casement 29


H \ W	900	1000	1100	1200	1300	1400	1500	1600	1700	1800	1900	2000	2100	2200	2300	2400	2500
1300	356	368.5	382.5	395	410.5	423	437	449.5	462	477.5	491.5	503	519.5	532	545	560	571.5
1400	364	377	393.5	407.5	423	437	451	466.5	483	497	511	526.5	540.5	578.5	570	587	599.5
1500	371	388	405	420	437	451	468	484.5	498.5	517	532	546	564.5	581	594	612	630
1600	378	399	413	431.5	449.5	466.5	484.5	498.5	519.5	538	550.5	570	587	606.5	620.5	637	567
1700	388	407.5	424.5	444	462	483	498.5	519.5	538	552	571.5	589.5	612	630	648.5	665	685

uPVC Window
Casement 30

H \ W	900	1000	1100	1200	1300	1400
900	384	388	393.5	395	400.5	405
1000	388	395	400.5	407.5	412	417.5
1100	395	402	410.5	414.5	424.5	431.5
1200	400.5	410.5	417.5	426	437	447
1300	405	414.5	426	437	448	459.5
1400	412	423	435.5	448	459.5	472
1500	414.5	428.5	444	456.5	469	486
1600	420	437	451	466	484.5	497
1700	426	444	461	477.5	496	511
1800	431.5	449.5	469	490	505.5	524
1900	437	456.5	477.5	497	519.5	539
2000	444	462	486	508.5	529.5	550.5
2100	448	469	496	519.5	542	566




uPVC Window
Casement 31




H \ W	900	1000	1100	1200	1300	1400
1300	486	493	501.5	508.5	519.5	524
1400	493	501.5	511	521	529.5	539
1500	497	508.5	521	532	542	552
1600	503	519.5	529.5	542	552	568.5
1700	511	524	539	552	568.5	584
1800	517	532	546	566	582.5	595
1900	522.5	540.5	560	574	592.5	612
2000	526.5	546	568.5	587	608	629
2100	535	552	575.5	595	619	641.5

uPVC Window
Casement 35




H \ W	1400	1500	1600	1700	1800	1900	2000	2100	2200	2300	2400	2500	2600
600	204.5	207.5	217	220	224	230	237	242.5	246.5	249.5	255	262	266
700	218.5	224	231	241	244	249.5	255	265	269	274.5	280	290	293
800	235.5	242.5	248	255	265	272	277.5	287	293	298.5	305.5	316.5	322
900	248	255	266	274.5	280	291.5	298.5	311	316.5	323.5	335	342	347.5
1000	265	273	280	293	301	314	321	333.5	340.5	347.5	360	370	278
1100	277.5	290	298.5	314	321	333.5	342	356	364	375.5	386.5	399	407.5
1200	293	302.5	316.5	329	340.5	353	364	377	388	400.5	412	424.5	437
1300	305.5	321	335	346	360	371	386.5	400.5	412	424.5	438.5	451	462
1400	322	337.5	347.5	364	378	393.5	407.5	420	437	449.5	462	477.5	493
1500	337.5	353	368.5	382.5	399	413	428.5	444	459.5	475	491.5	503	521
1600	353	368.5	384	400.5	417.5	435.5	449.5	466.5	484.5	498.5	517	532	547.5
1700	365.5	384	402	417.5	437	454	472	490	505.5	524	542	560	575.5
1800	382.5	400.5	417.5	437	456.5	475	493	511	532	547.5	568.5	587	608
1900	395	414.5	437	454	475	496	517	535	552	574	594	613.5	633
2000	412	431.5	451	472	496	517	538	559	560	599.5	619	641.5	662.5
2100	424.5	448	469	491.5	514	538	560	581	605	624.5	648.5	666.5	690.5



uPVC Window
Casement 36

H \ W	1400	1500	1600	1700	1800	1900	2000	2100	2200	2300	2400	2500	2600
800	272	287	301	319.5	333.5	344.5	364	378	395	412	424.5	441	456.5
900	277.5	293	314	326.5	342	363	377	393.5	410.5	426	444	459.5	477.5
1000	286	301	319.5	337.5	356	371	389.5	410.5	424.5	444	461	480.5	497
1100	291.5	311	326.5	346	365.5	384	405	423	441	459.5	480.5	497	517
1200	297	316.5	337.5	358.5	377	399	414.5	437	456.5	477.5	497	517	538
1300	302.5	323.5	323.5	365.5	388	410.5	428.5	451	472	493	514	538	559
1400	314	333.5	356	377	400.5	420	444	466.5	490	508.5	532	552	575.5
1500	316.5	340.5	364	386.5	410.5	435.5	456.5	480.5	501.5	526.5	547.5	571.5	594
1600	322	346	371	399	420	447	469	496	519.5	542	568.5	589.5	615
1700	329	358.5	382.5	407.5	431.5	456.5	484.5	508.5	535	560	584	612	636
1800	337.5	364	389.5	414.5	444	469	496	522.5	547.5	575.5	605	630	657
1900	342	370	400.5	426	454	483	508.5	539	566	592.5	619	648.5	673.5
2000	347.5	378	407.5	437	466.5	493	522.5	550.5	582.5	610.5	637	480.5	696
2100	358.5	386.5	414.5	448	477.5	505.5	538	566	594	629	449.5	686	715.5



uPVC Window
Casement 37


H \ W	1400	1500	1600	1700	1800	1900	2000	2100	2200	2300	2400	2500	2600
800	368.5	375.5	382.5	388	395	402	410.5	413	420	426	435.5	441	448
900	384	393.5	400.5	410.5	414.5	423	431.5	438.5	448	454	461	469	477.5
1000	402	410.5	417.5	426	437	447	454	462	472	483	491.5	498.5	508.5
1100	417.5	426	438.5	448	456.5	468	477.5	490	497	508.5	519.5	526.5	539
1200	435.5	447	456.5	468	480.5	491.5	501.5	511	522.5	535	545	559	568.5
1300	449.5	462	475	490	498.5	511	524	538	547.5	563	571.5	587	595
1400	468	480.5	493	505.5	521	535	546	563	574	588	605	615	630
1500	484.5	497	514	526.5	540.5	559	570	587	578.5	615	630	643	659.5
1600	498.5	517	532	529.5	564.5	581	594	610.5	624.5	641.5	657	672	687.5
1700	517	535	547.5	568.5	584	599.5	617.5	633	654	686	685	703	717
1800	535	547.5	568.5	587	606.5	620.5	641.5	659.5	678	696	711.5	732.5	748
1900	547.5	568.5	588	608	624.5	644	662.5	685	703	722.5	741	757.5	778.5
2000	566	587	608	629	442.5	480.5	687.5	706	728	746.5	769	788.5	811

uPVC Window
Casement 39



H \ W	1400	1500	1600	1700	1800	1900	2000	2100	2200	2300	2400	2500	2600
800	447	451	459.5	468	475	483	490	496	510	511	519.5	524	532
900	459.5	468	475	484.5	491.5	498.5	508.5	517	524	535	540.5	547.5	560
1000	472	483	491.5	498.5	508.5	519.5	529.5	539	546	559	566	574	584
1100	486	496	505.5	517	526.5	539	546	560	570	581	589.5	599.5	612
1200	497	511	522.5	535	545	559	568.5	581	589.5	605	615	629	637
1300	511	524	538	547.5	564.5	574	588	599.5	613.5	629	637	654	662.5
1400	524	539	550.5	566	581	594	610.5	620.5	636	650	662.5	678	690.5
1500	539	552	568.5	584	595	613.5	629	643	659.5	672	687.5	703	717
1600	550.5	568.5	584	599.5	615	631.5	648.5	662.5	679	696	710	728	745
1700	566	582.5	599.5	615	633	650	666.5	685	703	720	735	753.5	770
1800	575.5	595	615	633	654	669.5	687.5	706	727	742	760.5	778.5	795.5
1900	589.5	612	630	650	666.5	687.5	706	728	746.5	766	787	802.5	825
2000	606.5	624.5	644	665	686	706	728	746.5	769	788.5	811	830.5	850
2100	617.5	641.5	661	685	704.5	728	746.5	770	790	813.5	833	857	878

uPVC Window Casement 41



Casement 41



Casement 41L



Casement 41R

H \ W	1600	1700	1800	1900	2000	2100	2200	2300	2400	2500	2600
600	319.5	322	323.5	329	335	339	340.5	344.5	347.5	353	358.5
700	333.5	337.5	340.5	346	353	360	364	368.5	375.5	378	386.5
800	342	353	360	365.5	371	378	386.5	393.5	400.5	407.5	413
900	358.5	365.5	375.5	382.5	389.5	400.5	410.5	414.5	424.5	435.5	444
1000	370	378	389.5	400.5	412	420	431.5	441	449.5	461	469
1100	384	395	407.5	417.5	428.5	441	451	462	477.5	490	498.5
1200	395	410.5	423	437	449.5	461	475	490	501.5	517	526.5
1300	410.5	424.5	438.5	454	468	484.5	497	514	526.5	542	559




Casement 42



Casement 40

uPVC Window Casement 42

H \ W	1600	1700	1800	1900	2000	2100	2200	2300	2400	2500	2600
600	360	364	368.5	375.5	378	384	388	393.5	400.5	405	410.5
700	371	378	386.5	393.5	399	405	412	417.5	424.5	428.5	437
800	388	395	402	412	417.5	426	435.5	441	449.5	456.5	466.5
900	402	412	420	428.5	438.5	448	456.5	466.5	475	484.5	493
1000	414.5	426	437	448	459.5	468	480.5	490	498.5	511	521
1100	428.5	444	454	466.5	477.5	490	501.5	514	524	538	546
1200	447	459.5	469	484.5	497	511	524	538	547.5	564.5	575.5
1300	459.5	472	490	501.5	519.5	532	545	563	574	589.5	606.5

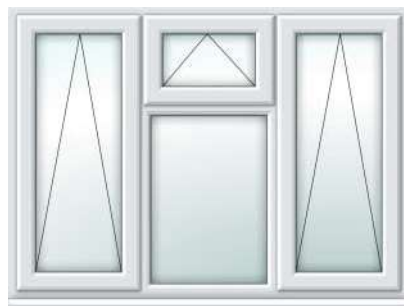


uPVC Window
Casement 45




H \ W	1600	1700	1800	1900	2000	2100	2200	2300	2400	2500	2600
1000	393.5	402	413	423	431.5	444	451	461	469	483	491.5
1100	412	420	431.5	444	454	466.5	477.5	486	497	508.5	521
1200	426	438.5	451	462	477.5	490	498.5	514	524	538	547.5
1300	447	459.5	469	484.5	497	511	524	539	550.5	566	575.5
1400	461	477.5	491.5	503	521	535	547.5	564.5	575.5	592.5	608
1500	480.5	496	511	526.5	540.5	559	571.5	588	606.5	619	636
1600	496	514	529.5	546	564.5	582.5	595	615	631.5	648.5	665
1700	514	532	547.5	568.5	587	606.5	620.5	641.5	659.5	678	696
1800	529.5	547.5	568.5	588	608	620.5	644	665	686	704.5	727
1900	546	568.5	588	610.5	630	650	669.5	690.5	710	732.5	752
2000	564.5	587	610.5	630	654	672	696	696	739.5	760.5	781.5
2100	582.5	606.5	629	650	672	697.5	720	742	766	788.5	812

uPVC Window
Casement 46




Casement 46




Casement 47

H \ W	1600	1700	1800	1900	2000	2100	2200	2300	2400	2500	2600
1000	490	497	505.5	519.5	526.5	538	545	552	566	574	584
1100	501.5	514	524	538	546	560	568.5	581	589.5	605	613.5
1200	514	526.5	540.5	552	566	581	592.5	606.5	617.5	631.5	644
1300	526.5	542	559	571.5	587	605	615	631.5	644	661	673.5

uPVC Window
Casement 49




H \ W	1600	1700	1800	1900	2000	2100	2200	2300	2400	2500	2600
1000	552	564.5	571.5	582.5	589.5	605	612	619	630	637	648.5
1100	568.5	581	588	599.5	612	619	631.5	643	654	662.5	673.5
1200	582.5	592.5	608	617.5	630	641.5	655.5	665	678	687.5	703
1300	594	610.5	620.5	636	650	661	673.5	687.5	703	715.5	728
1400	610.5	624.5	637	655.5	666.5	683.5	697.5	710	727	741	753.5
1500	620.5	637	655.5	669.5	686	703	717	734	748	766	781.5
1600	637	655.5	672	687.5	706	722.5	741	756	776	790	811
1700	654	669.5	687.5	706	727	742	760.5	778.5	797	818	830.5
1800	665	685	704.5	727	742	764.5	764.5	802.5	820.5	841.5	862.5
1900	679	699	720	742	764.5	784	802.5	826	847	867	888
2000	693	715.5	739.5	757.5	781.5	802.5	826	850	869.5	892	914.5
2100	706	729.5	753.5	777	801	825	847	869.5	893.5	920	942.5



uPVC Window
Casement 50

H \ W	1600	1700	1800	1900	2000	2100	2200	2300	2400	2500	2600
1000	571.5	581	588	594	605	612	617.5	624.5	631.5	641.5	648.5
1100	587	594	606.5	613.5	620.5	630	637	648.5	657	665	673.5
1200	595	610.5	619	630	641.5	650	661	672	683.5	693	703
1300	612	620.5	636	648.5	659.5	669.5	685	696	706	717	732.5
1400	624.5	637	654	665	678	690.5	704.5	717	732.5	745	757.5
1500	637	654	666.5	683.5	697.5	710	728	741	756	770	787
1600	650	666.5	685	699	715.5	732.5	746.5	766	781.5	795.5	813.5
1700	662.5	683.5	699	717	734	752	770	788.5	808	820.5	839
1800	678	696	715.5	734	753.5	771.5	792.5	812	832	850	867
1900	690.5	710	732.5	752	771.5	792.5	813.5	833	855.5	878	899
2000	703	727	746.5	770	790	813.5	836	860	879.5	903	924
2100	715.5	739.5	764.5	787	812	833	857	881	904.5	930	952



uPVC Window
Casement 51



H \ W	1600	1700	1800	1900	2000	2100	2200	2300	2400	2500	2600
1000	496	503	514	522.5	532	542	550.5	563	570	581	588
1100	511	521	532	542	550.5	564.5	574	584	594	608	615
1200	524	539	547.5	563	571.5	587	595	610.5	619	633	644
1300	540.5	552	568.5	581	592.5	608	619	633	648.5	661	672
1400	559	570	584	599.5	613.5	630	643	659.5	672	686	703
1500	570	587	605	617.5	633	650	665	683.5	697.5	711.5	729.5
1600	587	605	619	637	655.5	672	687.5	706	727	741	757.5
1700	599.5	619	637	657	673.5	693	710	732.5	748	769	787
1800	615	636	657	673.5	696	715.5	735	753.5	776	794	815
1900	631.5	650	672	696	715.5	735	757.5	778.5	797	820.5	841.5
2000	644	666.5	690.5	711.5	735	757.5	781.5	802.5	826	850	869.5
2100	661	686	708.5	734	756	781.5	802.5	830.5	854	878	902

uPVC Window
Casement 52 & 53




Casement 52




Casement 53

H \ W	1600	1700	1800	1900	2000	2100	2200	2300	2400	2500	2600
1300	620.5	636	648.5	661	672	686	697.5	710	722.5	735	746.5
1400	637	654	665	679	693	706	720	734	746.5	760.5	776
1500	654	666.5	683.5	697.5	711.5	728	742	757.5	771.5	788.5	802.5
1600	665	685	699	715.5	734	748	766	781.5	797	815	832
1700	683.5	699	717	735	752	770	788.5	808	825	841.5	861
1800	697.5	715.5	734	753.5	771.5	792.5	812	832	850	867	888
1900	710	732.5	752	771.5	792.5	813.5	833	855.5	875	893.5	914.5
2000	728	746.5	770	790	813.5	836	857	879.5	902	923	945
2100	741	764.5	787	812	833	857	879.5	903	927	951	974.5


uPVC Window
Casement 54



H \ W	1600	1700	1800	1900	2000	2100	2200	2300	2400	2500	2600
1300	661	672	686	697.5	710	722.5	734	746.5	757.5	771.5	784
1400	685	697.5	708.5	722.5	735	748	760.5	776	788.5	801	813.5
1500	706	720	734	746.5	760.5	776	788.5	801	818	832	843
1600	728	742	756	771.5	787	801	815	832	843	861	875
1700	748	766	781.5	795.5	812	826	841.5	860	875	890.5	906
1800	771.5	788.5	802.5	819	837.5	855.5	875	885	903	920	935.5
1900	794	812	830.5	843	862.5	879.5	899	914.5	932.5	951	965
2000	815	833	854	868	888	906	924	942.5	959	979	997
2100	837.5	857	878	893.5	911.5	934	952	972	988.5	1007	1026.5



uPVC Window
Casement 56




H \ W	1600	1700	1800	1900	2000	2100	2200	2300	2400	2500	2600
1300	437	448	459.5	472	484.5	496	505.5	519.5	532	542	552
1400	454	466.5	480.5	493	505.5	519.5	532	545	559	570	584
1500	469	486	498.5	514	526.5	542	559	570	584	599.5	613.5
1600	490	503	519.5	535	547.5	566	582.5	594	612	629	643
1700	505.5	522.5	539	552	571.5	588	606.5	620.5	637	655.5	672
1800	522.5	540.5	560	575.5	592.5	612	630	648.5	665	685	699
1900	540.5	560	575.5	595	615	636	655.5	672	693	710	729.5
2000	559	575.5	595	617.5	637	659.5	679	699	717	739.5	757.5
2100	574	594	617.5	637	661	683.5	703	727	745	769	788.5


uPVC Window
Casement 72



Casement 72



Casement 73




Casement 74



Casement 75

H \ W	2000	2100	2200	2300	2400	2500	2600	2700	2800	2900	3000	3100	3200	3300
800	419	423	426	433	441	444	448	451	456.5	461	465	468	472	475
900	438.5	444	449.5	456.5	465	468	475	483	486	491.5	497	503	510	515.5
1000	456.5	466.5	473.5	480.5	490	496	505.5	515.5	524	535	545	556	564.5	574
1100	477.5	487.5	496	505.5	515.5	522.5	533.5	542	552	563	571.5	584	592.5	605
1200	497	508.5	519.5	529.5	539	550.5	560	570	581	589.5	599.5	610.5	619	630
1300	517	529.5	540.5	552	564.5	575.5	587	595	606.5	615	624.5	636	644	655.5

uPVC Window
Casement 78



H \ W	2000	2100	2200	2300	2400	2500	2600	2700	2800	2900	3000
1000	564.5	568.5	571.5	575.5	581	587	589.5	594	599.5	605	608
1100	587	592.5	601	608	613.5	620.5	630	636	644	650	567
1200	608	617.5	624.5	637	648.5	567	666.5	679	687.5	697.5	708.5
1300	630	643	655.5	666.5	683.5	693	706	720	734	745	759



French windows are ideal for achieving a fire escape in small windows where conventional casement windows do not provide a wide enough opening.



H \ W	900	1000	1100	1200	1300	1400
600	272	277.5	284.5	290	295.5	301
700	284.5	290	295.5	301	305.5	315
800	295.5	301	305.5	315	321	326.5
900	305.5	315	321	326.5	333.5	339
1000	321	326.5	333.5	339	344.5	351.5
1100	333.5	339	344.5	351.5	358.5	461
1200	344.5	351.5	358.5	364	461	472
1300	358.5	364	370	461	472	486




H \ W	1000	1100	1200	1300
1000	441	448	459.5	465
1100	448	459.5	468	477.5
1200	459.5	468	483	490
1300	465	477.5	491.5	503
1400	472	487.5	503	517
1500	484.5	497	511	529.5
1600	491.5	508.5	522.5	540.5
1700	497	517	535	556
1800	508.5	529.5	545	566
1900	517	538	559	581
2000	522.5	545	568.5	589.5
2100	533.5	559	581	606.5

uPVC Tilt and Turn Windows



Tilt Casement 4



Tilt Casement 4

H \ W	600	700	800	900
600	248	256.5	269	279
700	256.5	269	279	290
800	269	279	290	298.5
900	279	290	298.5	311
1000	290	298.5	311	321
1100	298.5	311	321	340.5
1200	311	321	329	340.5
1300	321	329	340.5	351.5
1400	329	340.5	351.5	363
1500	340.5	351.5	363	371
1600	351.5	363	371	382.5
1700	363	371	382.5	393.5
1800	371	382.5	393.5	402
1900	382.5	393.5	402	413
2000	393.5	402	413	423
2100	402	413	423	435.5



Tilt Casement 17



Tilt Casement 18

H \ W	900	1000	1100	1200	1300	1400	1500	1600	1700	1800	1900	2000	2100	2200	2300	2400
1300	356	368.5	382.5	395	410.5	423	437	449.5	462	477.5	491.5	503	519.5	532	545	560
1400	364	377	393.5	407.5	423	437	451	466.5	483	497	511	526.5	540.5	578.5	570	587
1500	371	388	405	420	437	451	468	484.5	498.5	517	532	546	564.5	581	594	612
1600	378	399	413	431.5	449.5	466.5	484.5	498.5	519.5	538	550.5	570	587	606.5	620.5	637
1700	388	407.5	424.5	444	462	483	498.5	519.5	538	552	571.5	589.5	612	630	648.5	665



Tilt Casement 42

H \ W	1500	1600	1700	1800	1900	2000	2100	2200	2300	2400	2500	2600	2700	2800	2900	3000
1300	563	574	588	601	615	630	643	657	668	685	697.5	710	727	738	752	766
1400	570	584	599.5	613.5	630	643	659.5	672	687.5	704.5	717	734	746.5	764.5	776	792.5
1500	578.5	594	612	629	643	659.5	673.5	690.5	706	722.5	738	753.5	770	787	801	818
1600	587	606.5	619	637	657	672	690.5	706	727	742	757.5	777	792.5	812	829	843
1700	594	613.5	631.5	650	668	687.5	706	727	742	759	778.5	795.5	818	836	855.5	869.5

uPVC Sash Windows



Specification

128mm Fully Featured Profiles | Multiple Nylon Wool-Pile Gaskets | Key Locking Sash Locks
 24mm Soft Coat Low-e Glass, Argon Filled, Warm Edge Spacer Bars | Standard 150mm
 Integral Cill | Tilt & Slide on both Sashes with Tilt Restrictors
 A-Rated as Standard (B-Rated on Obscure Glass)

H \ W	400	500	600	700	800	900	1000	1100	1200	1300
740	504	511	518	525	532	539	546	553	560	567
800	511	518	525	532	539	546	553	560	567	574
900	518	525	532	539	546	553	560	567	574	581
1000	525	532	539	546	553	560	567	574	581	588
1100	532	539	546	553	560	567	574	581	588	595
1200	539	546	553	560	567	574	581	588	595	602
1300	546	553	560	567	574	581	588	595	602	609
1400	553	560	567	574	581	588	595	602	609	616
1500	560	567	574	581	588	595	602	609	616	623
1600	567	574	581	588	595	602	609	616	623	630
1700	574	581	588	595	602	609	616	623	630	637
1800	581	588	595	602	609	616	623	630	637	644
1900	588	595	602	609	616	623	630	637	644	651
2000	595	602	609	616	623	630	637	644	651	658
2100	602	609	616	623	630	637	644	651	658	665
2200	609	616	623	630	637	644	651	658	665	672
2300	616	623	630	637	644	651	658	665	672	679
2400	623	630	637	644	651	658	665	672	679	686

Prices based on White uPVC Profile